



Project	
Nomenclature	
Type	Date
Approval	
Notes	

The BRLU is a LED basket retrofit kit offering energy savings over a traditional T8 fixture. It has been designed to convert existing recessed troffers into a basket style troffer. Its flexibility and simple installation make it easy to take advantage of improved energy-efficiency and performance.

Luminaire Summary

Features

- Operating temperature ranges available from -20C to 35C
- Standard 0 - 10V dimming
- Available in 2700K, 3000K, 3500K, 4000K, 5000K and 6500K
- Lumen packages are available ranging from 2L (2000lm) to 4L (4000lm)

Approvals

- ETL certified to UL Canada and United States standards
- Made with UL Listed components

Options

- Wireless Controls Available
- 90 and 95+ CRI Options Available
- 120-347V(UN3) Available

Construction

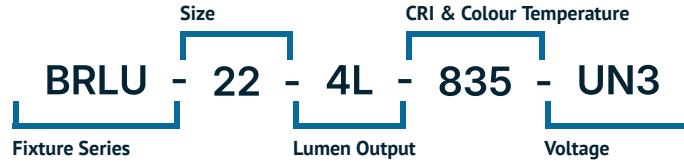
- Manufactured in Ontario, Canada
- Shallow fixture design for easy installation
- Access panel provided for easy wiring
- Cold-rolled steel parts are precision bent for added strength and rigidity

Electrical

- Available in 120-277V, 120-347V and 347V

Ordering Information

Fill in the fields below with your product selections. If you need help with this section, [contact your local sales professional](#).



1	2	3	4	5	6
BRLU					

Series	Size	Lumen Output	CRI	Colour Temp	Voltage
BRLU	22 - 2x2	2L - (2000 lm)	8 - 80 CRI	27 - 2700K	UNV - 120-277V
		3L - (3000 lm)	9 - 90 CRI	30 - 3000K	UN3 - 120-347V
		4L - (4000 lm)	1 - 95+ CRI	35 - 3500K	347 - 347V
				40 - 4000K	
				50 - 5000K	
				65 - 6500K	

7

Options

Dimming

- B11 0-10V Dimming Leads
- B12 Line Voltage Dimming
- B27 Dim-to-off Driver
- B** Other Options Available*

Controls

- WC10* Encelium Wireless Controls
- WC18* NX Wireless Controls
- WC19* Avi-on Wireless Controls
- WC22* JDRF Wireless Controls

Motion Sensors

- WX15 Internal Dimming Low Voltage Microwave Sensor
- WC20 Leviton Low-Voltage Sensor
- W** Other Options Available*

Finish

- BLANK Standard Matte White
- C5 Matte Black
- CUSTOM* Custom Colour Choice

Packaging


- BLANK Individually Boxed on Pallets
- P0 Bulk Packaging
- P** Other Options Available*

Warranty

- CL7 10-Year Comprehensive Warranty Upgrade




Documentation and Resources

All files and resources are available on our website for download. Files and resources are also embedded as links in this document, listed below. Additional files may be available upon request. Please contact your local sales agent [here](#) or contact sales@bjtake.com for more information.

 BRLU-22-3L-840-L18

Certifications and Listings

Certifications that apply to this fixture and its possible configurations are listed here. More information available upon request.

Icon	Description
	Wireless Controls Available
	90 and 95+ CRI Options Available
	120-347V(UN3) Available

Usage Applications

This fixture can be used in a variety of applications, and is ideal for the following:

Usage Application
Hospitals
Offices
Schools

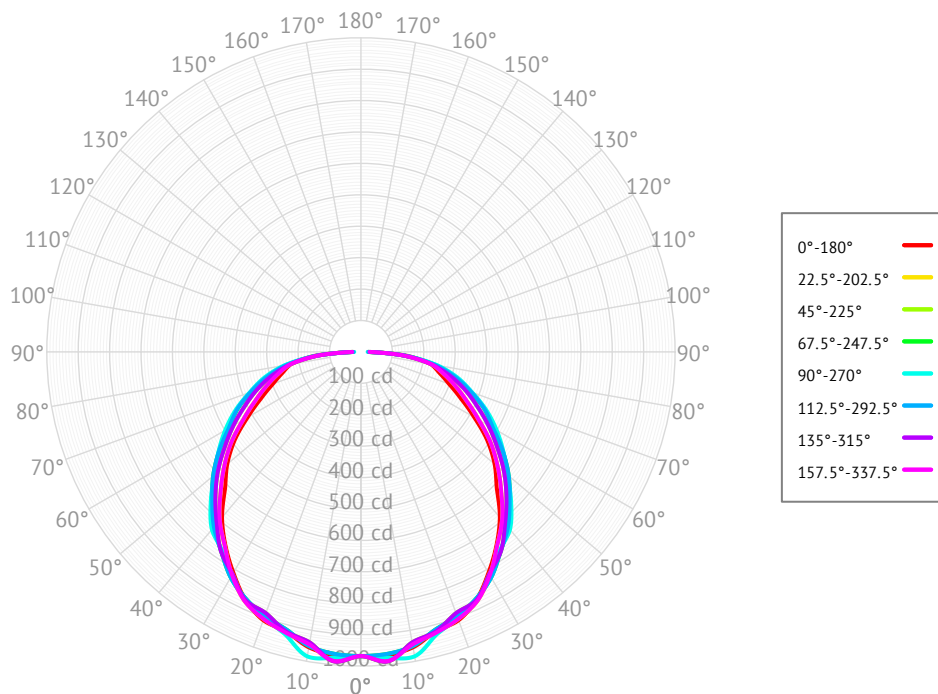
Warranty Statement

BJ Take products are tested and/or inspected prior to being packaged for shipment and are guaranteed from the day the product is shipped for a period of ten-year LED chip warranty and a five-year comprehensive component warranty. This can be upgraded to a ten-year comprehensive warranty on request.

BRLU-22-3L-840-L18

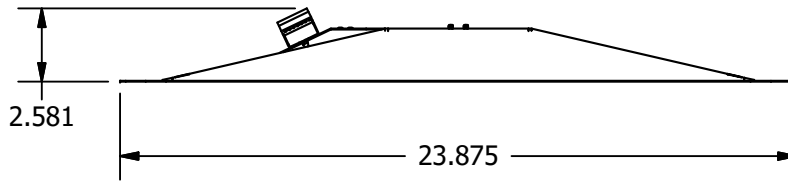
Cone of Light

Mtg Height	Light Level	Beam Diameter
6.0 ft	26.9 fc	17.0 ft
8.0 ft	15.1 fc	22.6 ft
10.0 ft	9.7 fc	28.3 ft
12.0 ft	6.7 fc	34.0 ft
14.0 ft	4.9 fc	39.6 ft
16.0 ft	3.8 fc	45.3 ft

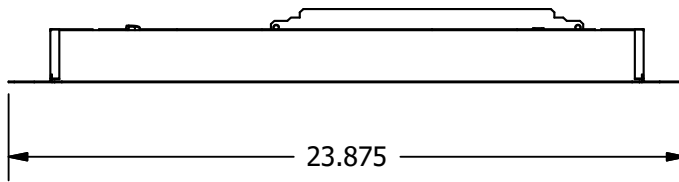


Based on BRLU-22-3L-840-L18 (ie. BRLU, 2x2, 3000lm, 80 CRI, 4000K, w/ L18 Lens)

BRLU 2x2, Side 1 Dims



BRLU 2x2, Side 2 Dims



- * Drawings aren't to scale
- * Standard tolerances apply
- * Specifications may change without notice